


## **Kindergarten Blizzard Bag To Do List:**

- 1. Read the passage "The Pad" and answer the comprehension and vocabulary questions verbally**
- 2. Read the cvc words off of the 2 drill sheets**
- 3. Read the cvc word lists until the words reach a difficult level for your student**
- 4. Read the decodable sentences aloud to an adult, draw a picture to match each sentence**
- 5. Write each sentence on the "dog" handout and use the picture to finish each sentence. Use correct handwriting, spaces, capitalization and periods.**
- 6. Write each list of numbers, fill in the missing numbers**
- 7. Write each addition equation, use small items at your house to help solve each problem**


Name: \_\_\_\_\_



skill-focus phoneme



/a/



fluency readings

1

2

3

## The Pad


phonics passage

Dad sat. Pam and Tam sat on the mat. Dad had a pad. Pam and Tam tap the pad. Tap, tap, tap. Pam and Tam like the pad. Tap the pad. Tap, tap, tap



comprehension

- Who are the characters?
- What did Pam and Tam sit on?
- What did Pam and Tam tap?



vocabulary

- Find the word pad.
- What does pad mean?
- What is another meaning for pad?

Name: \_\_\_\_\_

**UNIT 2:**  
Lessons 1-3



Directions: Read through the drill sheet.

sat	mat	pat	sap	tap
map	sat	mat	pat	sap
tap	map	sat	mat	pat
sap	tap	map	sat	mat
pat	sap	tap	map	sat
mat	pat	sap	tap	map

Name: \_\_\_\_\_

**UNIT 2:**  
Lessons 1-5



Directions: Read through the drill sheet.

pad	mat	dad	sat	mad
pat	map	sad	Tad	sap
tap	fad	pad	mat	dad
sat	mad	pat	map	sad
Tad	sap	tap	fad	pad
mat	dad	sat	mad	pat

sat     mat     tap     sap     pat     map  
 fat     mad     pad     dad     sad     tad     fad

fit     sip     dip     sit     dim     Tim  
 fit     tip     tin     fan     nap     fin     nip

mop     top     dot     nod     pot     pop     cop     cod     cap     cat     cot  
 kid     kit

cut     fun     mud     pup     sum     nut     cup     sun  
 duck     muck     puck     luck     buck

Name: \_\_\_\_\_

**UNIT 2:**  
CVC Words



Directions: Read the fluency sentence drill sheet carefully.

The map is big.

Set it in the bin.

The kid can hop.

I can sit on it.


Get on the bus.

A cat is on the bed.

I can nap on it.

I like to hop.

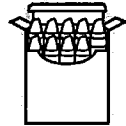
Name: \_\_\_\_\_



Idea Bank




dog



black



dig

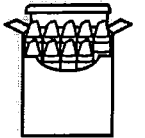


mud

I see the \_\_\_\_\_.




The dog is \_\_\_\_\_.



The dog can \_\_\_\_\_.




Look! It is in \_\_\_\_\_.



Name: \_\_\_\_\_

©Tara West



Directions: Write in the missing numbers.

11		13	14		16		18	19	
----	--	----	----	--	----	--	----	----	--

	12			15		17			20
--	----	--	--	----	--	----	--	--	----

	12	13						19	20
--	----	----	--	--	--	--	--	----	----

11	12			15	16				20
----	----	--	--	----	----	--	--	--	----

11				15	16			19	
----	--	--	--	----	----	--	--	----	--

Name: \_\_\_\_\_

©Tara West



Addition

Directions: Solve the addition problem.

$$0 + 0 = \underline{\quad}$$

$$4 + 0 = \underline{\quad}$$

$$1 + 4 = \underline{\quad}$$

$$3 + 0 = \underline{\quad}$$

$$0 + 3 = \underline{\quad}$$

$$3 + 2 = \underline{\quad}$$

$$0 + 4 = \underline{\quad}$$

$$2 + 2 = \underline{\quad}$$

$$2 + 3 = \underline{\quad}$$

$$4 + 1 = \underline{\quad}$$

$$0 + 5 = \underline{\quad}$$

$$1 + 3 = \underline{\quad}$$

$$1 + 2 = \underline{\quad}$$

$$5 + 0 = \underline{\quad}$$

$$3 + 1 = \underline{\quad}$$