

2024-2025 Annual Report



Foundation Academy, an award-winning public charter school serving K-8 students throughout Mansfield, is supported by a dedicated and engaged Board of Trustees. The school offers a rigorous college preparatory curriculum enriched by a thriving arts program, diverse music opportunities, comprehensive STEM instruction, and intramural sports. The secure and well-equipped campus promotes student growth and development, featuring a climbing wall, greenhouse,

outdoor learning pavilion, playground, art room, band room, gymnasium, and cafeteria. Faculty, staff, parents, and community partners work together to encourage students' academic success and social-emotional growth. Foundation Academy extends support beyond the classroom with free summer programs and on-site health and counseling services.

OUR MISSION: To create a safe and conducive learning environment of respect where children will develop good character and positive relationships while aspiring to achieve academic excellence.

Board Chair

Susan M. Lehr

Secretary

Edward Corley

Board Members

Sherry Branham | Dr. Thomas Gregory |
Col. Michael Howard | Adriana Miranda |

Alex Rock

Authorizer

Ohio Council of Community Schools

Fiscal Officer

Dave Massa

Principal

Mitzi Kimani

Regional VP

Joann Hipsher

Grades Served

K-8

Students Served

378

School Year Opened

2007-2008

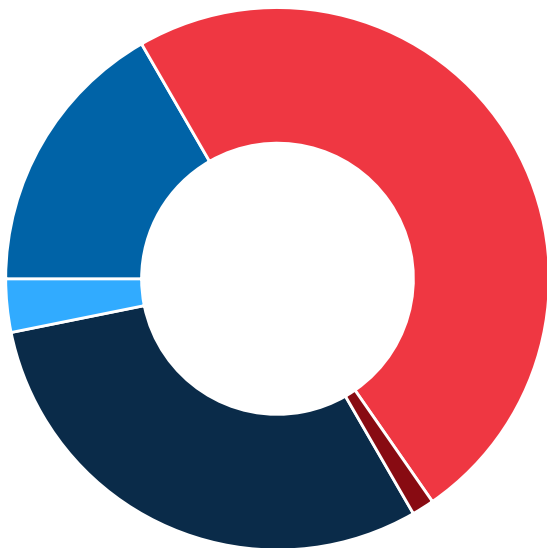
Managed By Accel Since

2015-2016



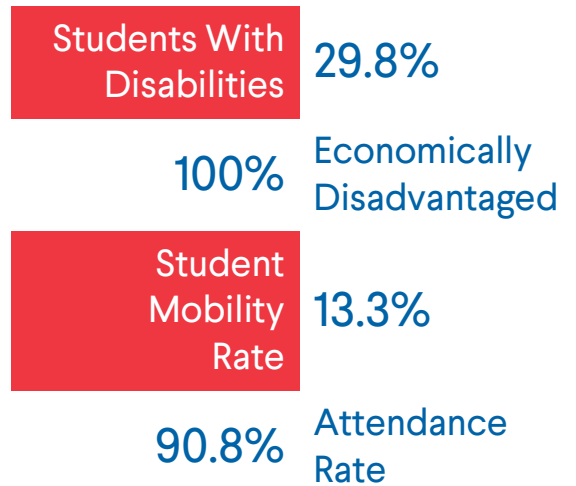
2024-2025 Annual Report

Student Demographics



WHITE
48.8%
BLACK
30.3%
MULTI-RACIAL
16.8%
HISPANIC
3.1%
OTHER
1%

Special Populations



NOTE: If enrollment is less than 10, results are not calculated as per ODE guidelines

Progress towards Goals

The percent proficient in ELA on the state assessment decreased from 33.8% in SY2024 to 42.9% in SY2025.

The percent proficient in Math on the state assessment decreased from 26.8% in SY2024 to 36.6% in SY2025.

Discipline occurrences from SY2024 to SY2025 decreased by 42%.


Our Academic Goals

#1 By FY2028, the overall percentage of students reaching proficiency or above on state tests in English Language Arts and Mathematics will increase by 30%.

#2 By June 2028, the performance of students will improve by decreasing the discipline occurrences by 15%.

State Report Card

Performance Index Score 68.4	Overall Rating ★★★
Achievement Component ★★	Early Literacy Component ★
Progress Component ★★★★	Gap Closing Component ★★★



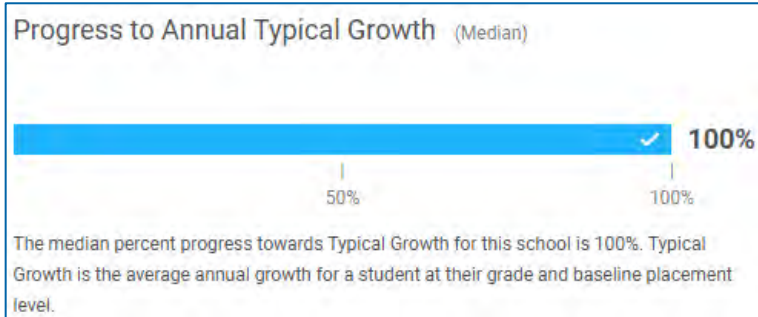
Awards/Achievements:
- Over 10% Increase in PI

2024-2025 Annual Report




**FOUNDATION
ACADEMY**

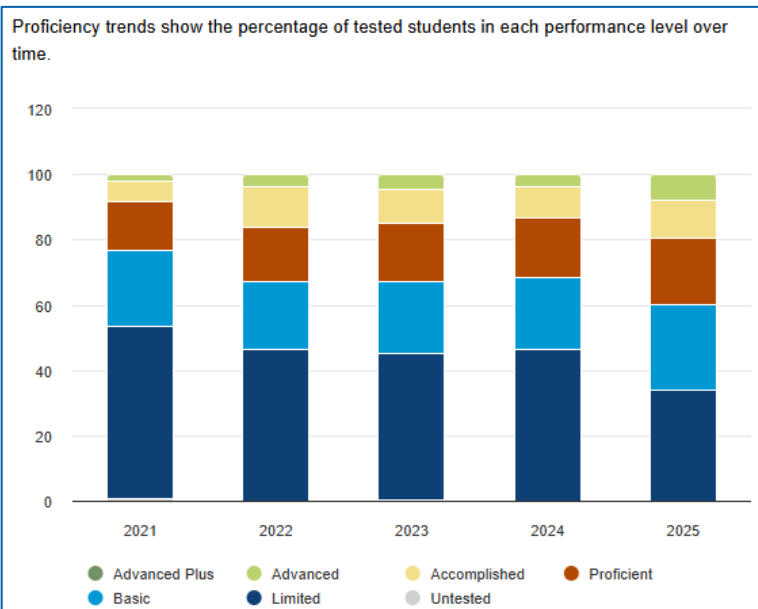
iReady Data Reading



iReady Data Mathematics



Percent Proficient at Foundation Academy



OUR HIGHLIGHTS

- New STEM programming with the addition of raised garden beds and a greenhouse. Outside seating for classroom use in that area as well.
- Band Program back in full swing following the pandemic.
- The main office was remodeled.
- Made a 7-point gain in PI score.
- Sports program planning put in place for volleyball and Boys and Girls Basketball for the 25-26 school year. Summer camps held.
- Math and Writing Labs for additional support.
- Expanded Title I programming
- Field Trips
- Spirit Weeks
- Strong PBIS Program
- Heritage Celebrations
- Student Achievement Incentives
- Clubs and Sports
- Attendance Awards
- Community Partnerships
- Staff Member of the Month
- Reading Initiatives

2024-2025 Annual Report



Financial Data:

State Sources	4,553,470
Federal Sources	856,377
Local Sources	239,626
Total Revenue	5,649,474

Salary & Wages	2,589,964
Employee Benefits	862,140
Purchased Services	1,751,841
Supplies & Materials	323,113
Capital Outlay	31,533
Other Expenses	8,666
Total Expenses	5,567,257

(1) Numbers in \$M

(2) At the time of publication, 2025 fiscal year data was not available from the Ohio Auditor of State. For updated information visit: www.auditor.state.oh.us

Sponsor Statement:

Ohio Council of Community Schools (OCCS) uses various methods to evaluate the school's performance including published tests and other academic scores such as the Ohio Department of Education & Workforce Local Report Card and supporting data. OCCS regional representatives visit our partner schools regularly ensuring compliance with federal, state, and contractual requirements.