

Name:

Date:

Today is:

Monday

Tuesday

Wednesday

Thursday


Friday

Saturday

Sunday

# OPINION WRITING

Which do you like better?



rain

or



snow

Handwriting practice area with four sets of lines: a solid top line, a dashed middle line, and a solid bottom line.



I used capital letters.



I used spaces.







I used punctuation.

# Secret Sentences


Crack the code!

Name: \_\_\_\_\_


			
<input type="checkbox"/> <input type="checkbox"/> <input type="checkbox"/> <input type="checkbox"/> <input type="checkbox"/> <input type="checkbox"/>	<input type="checkbox"/> <input type="checkbox"/> <input type="checkbox"/> <input type="checkbox"/> <input type="checkbox"/> <input type="checkbox"/>	<input type="checkbox"/> <input type="checkbox"/> <input type="checkbox"/> <input type="checkbox"/> <input type="checkbox"/>	<input type="checkbox"/> <input type="checkbox"/> <input type="checkbox"/> <input type="checkbox"/> <input type="checkbox"/> <input type="checkbox"/>

Print the sentence. Color in each checkmark below if you did it just right.

- Capitalization
- Punctuation
- Spaces
- No backwards letters
- Name

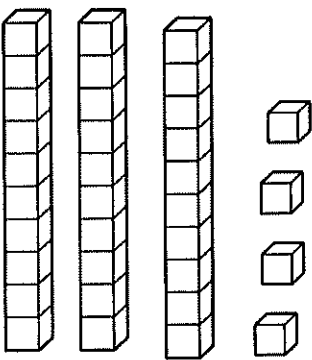
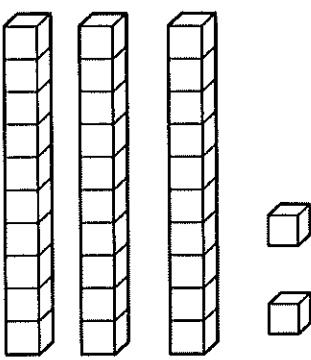
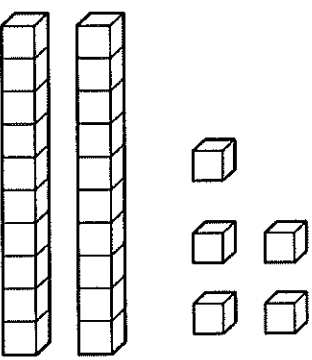
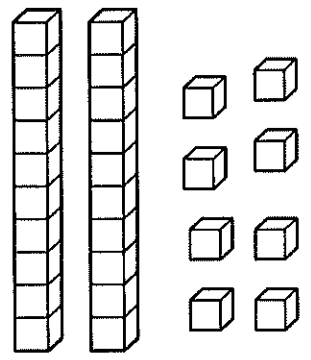
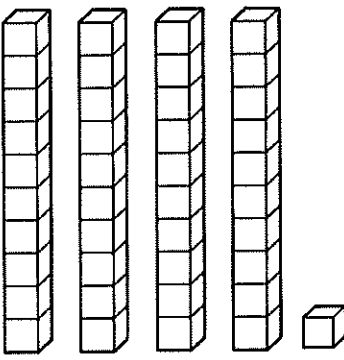
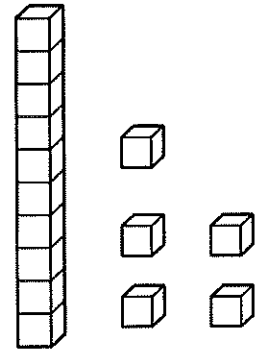
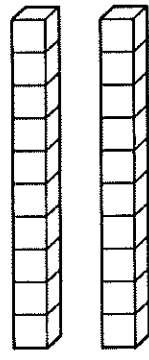
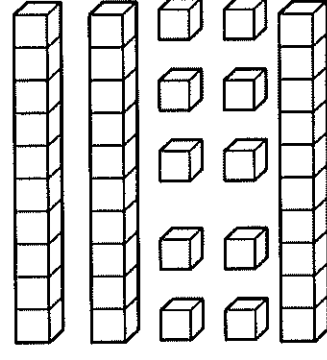


My picture matches my sentence!

 I read my sentence out loud to \_\_\_\_\_

Name: \_\_\_\_\_

Fill in the tens and ones. Then write the total amount.

 <p><b>EXAMPLE</b></p> <table border="1" data-bbox="503 315 803 577"><thead><tr><th>tens</th><th>ones</th></tr></thead><tbody><tr><td>3</td><td>4</td></tr></tbody></table> <p>There are <u>34</u> cubes.</p>	tens	ones	3	4	 <table border="1" data-bbox="1209 315 1510 577"><thead><tr><th>tens</th><th>ones</th></tr></thead><tbody><tr><td> </td><td> </td></tr></tbody></table> <p>There are _____ cubes.</p>	tens	ones		
tens	ones								
3	4								
tens	ones								
 <table border="1" data-bbox="503 766 803 1029"><thead><tr><th>tens</th><th>ones</th></tr></thead><tbody><tr><td> </td><td> </td></tr></tbody></table> <p>There are _____ cubes.</p>	tens	ones			 <table border="1" data-bbox="1209 766 1510 1029"><thead><tr><th>tens</th><th>ones</th></tr></thead><tbody><tr><td> </td><td> </td></tr></tbody></table> <p>There are _____ cubes.</p>	tens	ones		
tens	ones								
tens	ones								
 <table border="1" data-bbox="503 1228 803 1491"><thead><tr><th>tens</th><th>ones</th></tr></thead><tbody><tr><td> </td><td> </td></tr></tbody></table> <p>There are _____ cubes.</p>	tens	ones			 <table border="1" data-bbox="1209 1228 1510 1491"><thead><tr><th>tens</th><th>ones</th></tr></thead><tbody><tr><td> </td><td> </td></tr></tbody></table> <p>There are _____ cubes.</p>	tens	ones		
tens	ones								
tens	ones								
 <table border="1" data-bbox="503 1680 803 1942"><thead><tr><th>tens</th><th>ones</th></tr></thead><tbody><tr><td> </td><td> </td></tr></tbody></table> <p>There are _____ cubes.</p>	tens	ones			<p><b>*TRICKY*</b></p>  <table border="1" data-bbox="1209 1680 1510 1942"><thead><tr><th>tens</th><th>ones</th></tr></thead><tbody><tr><td> </td><td> </td></tr></tbody></table> <p>There are _____ cubes.</p>	tens	ones		
tens	ones								
tens	ones								

Name: \_\_\_\_\_

Put the numbers in the blank so that the alligator is eating the greater number.

EXAMPLE

3 | 1 3

13



31

30 03

\_\_\_\_\_



\_\_\_\_\_

28 31


\_\_\_\_\_



\_\_\_\_\_

24 22


\_\_\_\_\_



\_\_\_\_\_

25 15

\_\_\_\_\_



\_\_\_\_\_

16 11

\_\_\_\_\_



\_\_\_\_\_

26 25

\_\_\_\_\_



\_\_\_\_\_

03 30

\_\_\_\_\_



\_\_\_\_\_

NAME: \_\_\_\_\_

# Mixed Addition and Subtraction

Directions: Use the color code to complete.

gray = 1	light blue = 2	yellow = 3	purple = 4
pink = 5	orange = 6	black = 7	light green = 8

Math problems in the image:

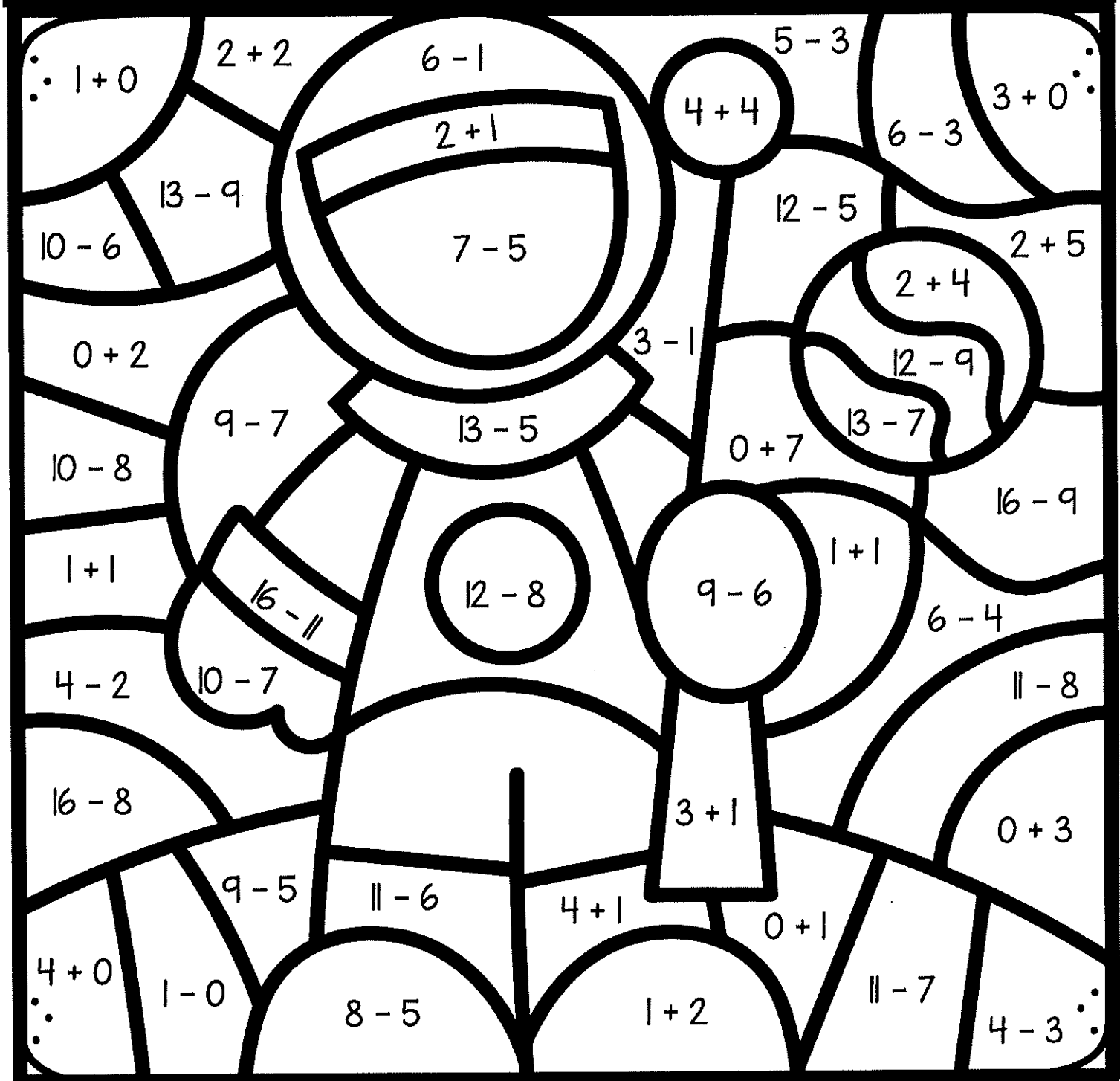
- 2 + 1
- 7 - 2
- 10 - 7
- 3 + 2
- 0 + 3
- 1 + 1
- 11 - 3
- 4 + 4
- 9 - 2
- 6 + 1
- 4 + 3
- 11 - 5
- 10 - 3
- 12 - 4
- 8 - 1
- 8 - 4
- 9 - 4
- 1 + 7
- 5 - 2
- 5 + 1
- 6 - 2
- 12 - 6
- 1 + 3
- 3 + 3
- 12 - 8
- 14 - 7
- 2 - 1
- 1 + 0
- 5 - 4
- 2 + 2
- 10 - 5
- 2 + 5
- 2 + 0
- 16 - 8
- 13 - 7
- 5 - 3
- 4 + 0
- 12 - 7
- 4 + 1
- 9 - 7

NAME: \_\_\_\_\_

# Mixed Addition and Subtraction

Directions: Use the color code to complete.

pink = 1	black = 2	blue = 3	orange = 4
gray = 5	green = 6	yellow = 7	purple = 8



NAME: \_\_\_\_\_

# Mixed Addition and Subtraction

Directions: Use the color code to complete.

light green = 9	purple = 10	yellow = 11	gray = 12
black = 13	pink = 14	blue = 15	orange = 16

12 - 1    17 - 3    9 + 4    20 - 7    17 - 1    5 + 6

9 + 7    24 - 12    14 - 4    8 + 4    20 - 6

5 + 9    20 - 5    8 + 7    8 + 8

13 - 1    21 - 6    8 + 5

15 - 2    20 - 10    8 + 2    13 - 3

5 + 5    7 + 6    14 - 1

6 + 6    17 - 4    12 - 0

8 + 1    9 + 6    16 - 1    6 + 8

19 - 5    3 + 6

10 - 1    11 + 3    18 - 4    18 - 9

Name: \_\_\_\_\_



Living vs. Non-Living



Living

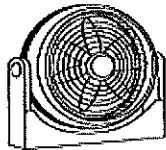
Non-Living



rock



baby



fan



parrot



ant



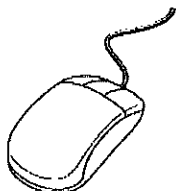
mouse




doll




car



mouse



grass



house



tree



flower



ball



NAME: \_\_\_\_\_

DATE: \_\_\_\_\_

# Needs vs. Wants Worksheet

Cut out the pictures on the dotted line. Decide whether the item is a need or a want. Glue the item in the correct box.

Need

Want



water



bike



air

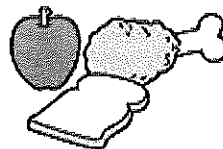


shelter



football

candy



food

clothes



Name: \_\_\_\_\_

Date: \_\_\_\_\_



**GOOD**  
something that you  
can use or consume




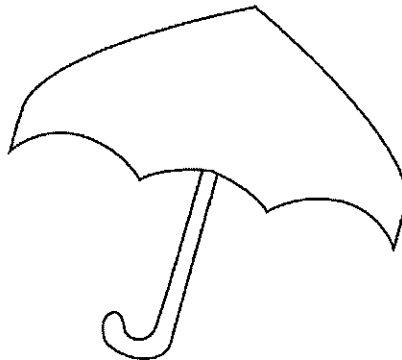






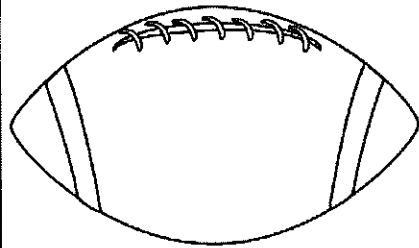
**SERVICE**  
something that  
someone does for you



Name: \_\_\_\_\_


Date: \_\_\_\_\_

Color, cut, sort, and glue under what the picture shows, either a good or a service.



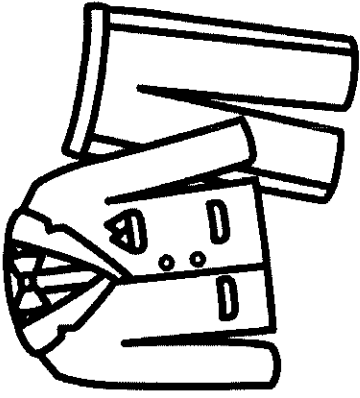
**Let's Review**

b	x	t	u	o
tux	box	Max	fix	rip
look	yes	said	got	see

Who did Mom and Dad see?	What is in the box?	Who is the tux for?
Is Max excited about the tux?		What is wrong with the tux?
Who can fix the rip?	Have you seen a tux?	Have you worn a tux?


**UNIT 2** Lesson 23

# The Tux



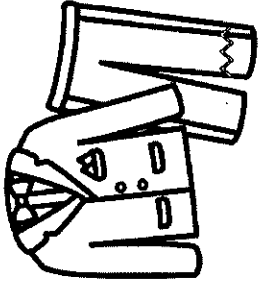
I can read!

Author: Tara West



"I see a box," said Dad. Let's look in the box.

1




"Look! It is a tux in the box," said Dad. "A tux?" said Mom.

2

can!"

Mom can fix the rip. "Yes, Mom



I can fix the rip.

6

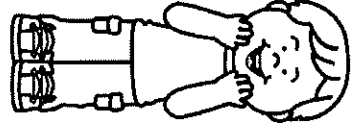
"Look! It is a rip," said Dad. "I can fix it," said Mom.

5




"I like the tux and Max likes the tux," said Mom.

4



"Yes, a tux," said Dad. Max got a tux in the box.


3



I got a tux.

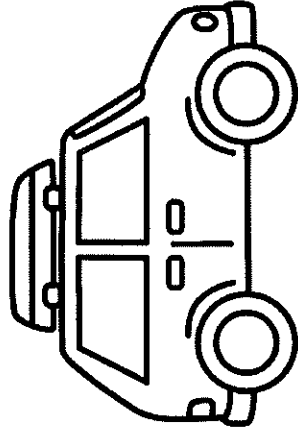
**Let's Review**

q	j	n	u	v
van	bag	quit	pop	quip
is	not	said	the	and

Who is Quin?	What did Quin tell Jun?	What does it mean to quit?
What sound did the van make when it quit?	 Do you enjoy riding in the car?	Did Quin fix the van?
Have you been on a trip?		How did Quin persevere?

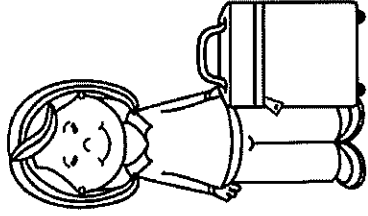
UNIT 2 Lesson 24

# The Van

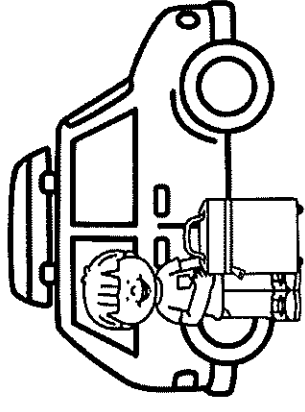


I can read!

Author Tara West



It is Quin. Quin is Jun's mom. Look at Quin's bag.




"Jun, get in the van and do not quip," said Quin.

2

Quin did not quit.

Mom," said Jun.

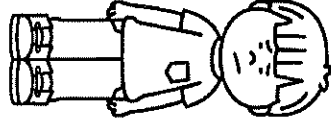
"Do not quit,



did," said Quin."

said Jun. "Yes, it


"Did the van quit?"



rev.

The van did not


"Ahh," Quin said.



quip.

van and did not

Jun got into the



3


4

5

6


**Let's Review**

z	g	i	a	s
pal	zap	zig	hug	zip
has	as	look	see	the

What did Tam and Jun have to get set for?	What does Tam do?	What does Jun do?
Who is Tam's dad?		Who wins the race?
What does Tam do at the end of the race?	Have you seen a race?	Have you been in a race?

UNIT 2 Lesson 25

Zig Zag




I can read!

Author: Tara West




Tam, get set. Jun,  
get set. The pals  
get set.



Tam zigs. Tam  
zags. Tam has fun.  
Tam!


2

Tam hugs Jun.  
Tam has a pal. Jun  
is Tam's pal.



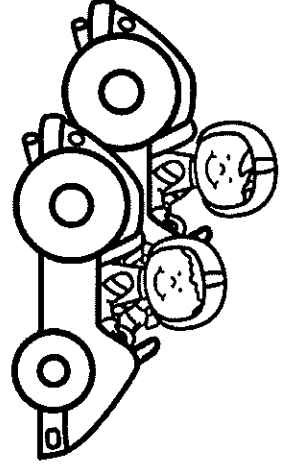
5

I see Tam! I see  
Jun. Look at the  
pals as Tam wins!




4

"Look at the pals,"  
said Tam's dad.  
Zeb.



3

Jun zigs, zags, and  
zips. Jun has fun.  
Jun!



2